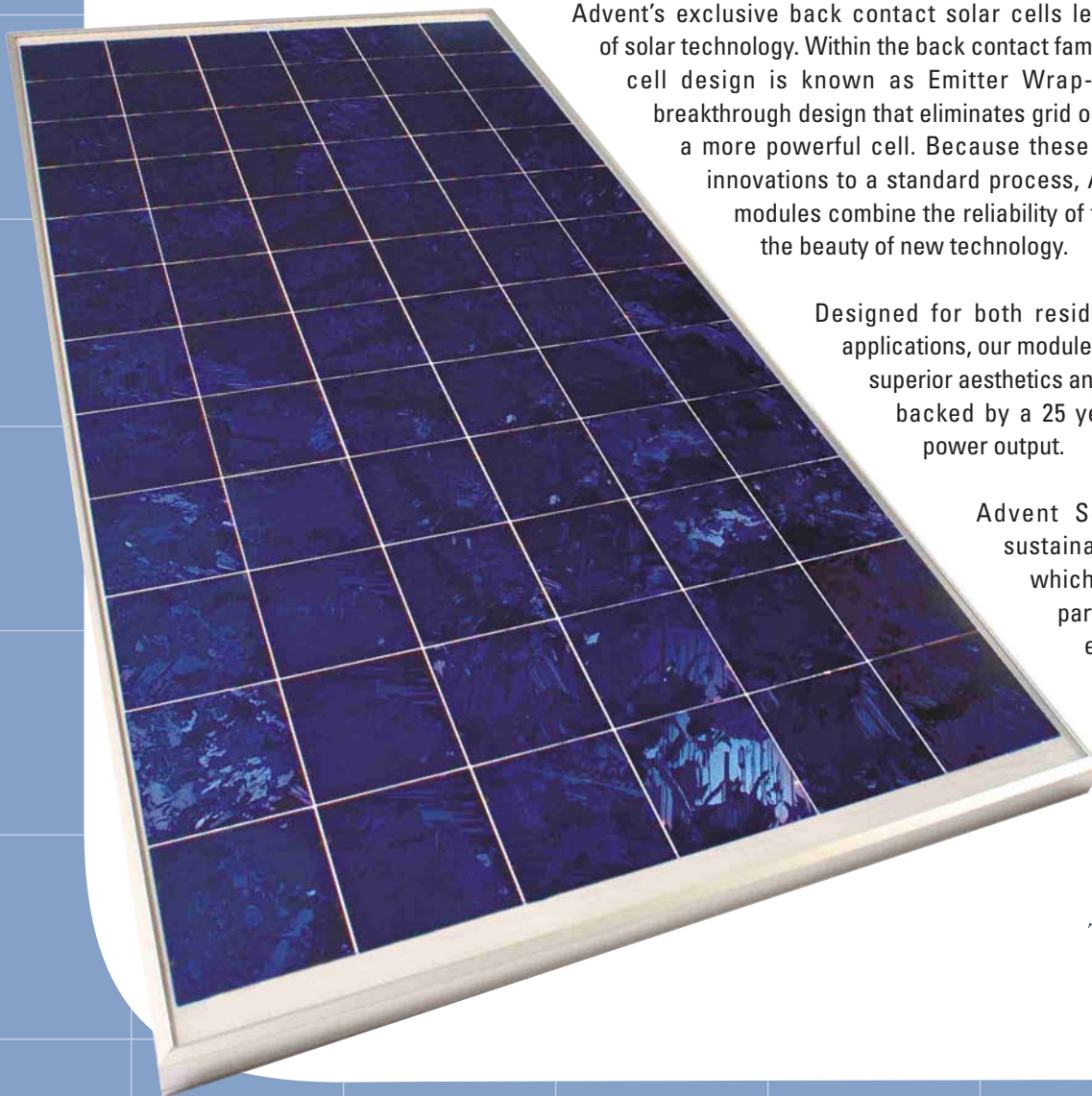


MODULE LINE

FEATURING EMITTER WRAP-THROUGH TECHNOLOGY

- The multicrystalline cells are protected by sheets of Ethylene Vinyl Acetate (EVA) then laminated between weatherproof multi-layer back film and high-impact resistant tempered glass.
- Bypass diodes minimize any power loss caused by shading of the module.
- Modules are manufactured to the strictest engineering guidelines, ensuring each module meets the highest levels of quality and safety.
- Tough, corrosion resistant, anodized aluminum alloy frames produce a durable, long lasting assembly.



Advent's exclusive back contact solar cells lead the next generation of solar technology. Within the back contact family, Advent Solar's unique cell design is known as Emitter Wrap-Through (EWT). It's a breakthrough design that eliminates grid obscuration and produces a more powerful cell. Because these advantages come from innovations to a standard process, Advent Solar's cells and modules combine the reliability of traditional materials with the beauty of new technology.

Designed for both residential and commercial applications, our modules offer high performance, superior aesthetics and extraordinary reliability, backed by a 25 year limited warranty on power output.

Advent Solar is committed to sustainable business practices which means sustainability is part of everything we do and every product we make. At Advent Solar, sustainability means long term thinking.

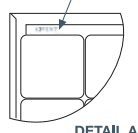
INNOVATION
TECHNOLOGY
DESIGN

FEATURING EMITTER WRAP-THROUGH TECHNOLOGY

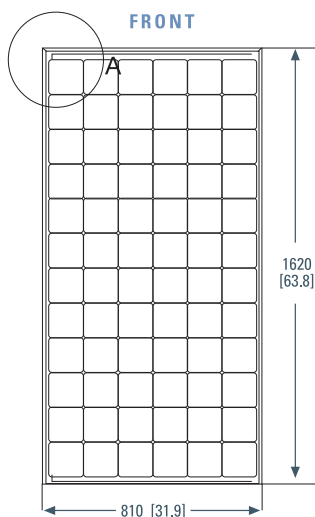
	Advent 160	Advent 165	Advent 170	Advent 175	Advent 180
Maximum Power Rating	160 Wp ±3%	165 Wp ±3%	170 Wp ±3%	175 Wp ±3%	180 Wp ±3%
Open Circuit Voltage (Voc)	42.7 V	42.8 V	42.9 V	43 V	43.1 V
Short Circuit Current (Isc)	5.37 A	5.52 A	5.66 A	5.76 A	5.90 A
Maximum Power Voltage (Vmp)	33.0 V	33.2 V	33.4 V	33.5 V	33.6 V
Maximum Power Current (Imp)	4.85 A	4.97 A	5.09 A	5.22 A	5.36 A
Maximum System Voltage	860 V				
Output Terminal	Cable with MC Connectors				
Weight	17 kg / 37.5 lbs				
Dimensions (l x w x h)	1620 x 810 x 50 mm / 63.8 x 31.9 x 2 in				
Number of Cells	72 in a 6 x 12 matrix connected in series				
Solar Cell Type	EWT polycrystalline silicon				
Solar Cell Size	125 x 125 mm				
Temperature Coeff. of Voc	-0.345%/°C				
Temperature Coeff. of Isc	-0.023%/°C				
Temperature Coeff. of Pmax	-0.481%/°C				
NOCT	45.2°C				

Electrical performance represents values under Standard Test Conditions (STC, 25°C, AM1.5, 1000W/m²)

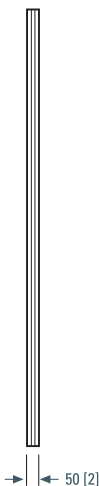
Advent Logo and Serial Number



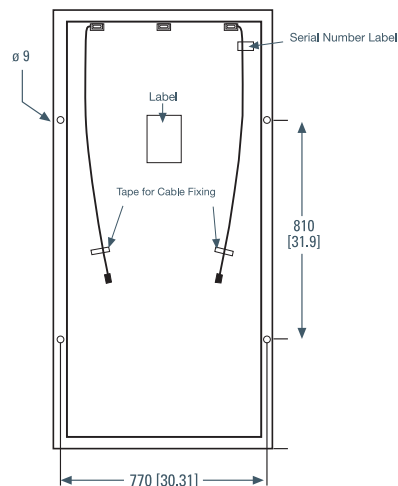
DIMENSION:
mm [inches]



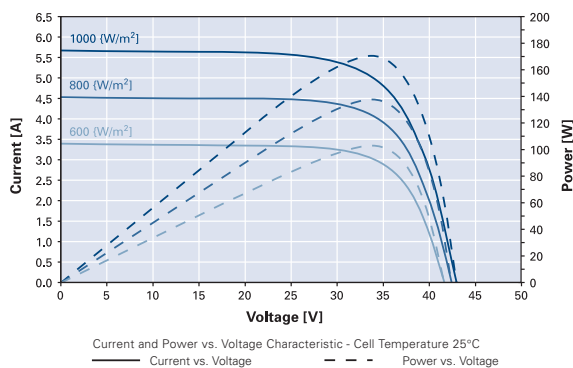
SIDE




BACK



IV Curves for Advent 170



Safety and Quality Tests

- IEC 61215 (Second Edition)
-  Safety Class II
- IP65
- 